



User Manual

Medics/Nurse Tablet APP



Welcome to The Texas Guardians School Edition!

On behalf of Safe Drivers Worldwide LLC., I would like to extend a warm welcome to The Texas Guardians School Edition. We are excited to have the opportunity to help your organization make a difference by providing a state-of-the-art Safety Phone Application that is supported by a dedicated staff.

The Texas Guardians School Edition has numerous elements that differentiates it from other Safety Application, one of which being the concept of the user experience. The development of The Texas Guardians School App Edition has been centered upon the user experience, and this focus has enabled the creation of a simple, intuitive system that is easy to learn and navigate. As a rule, our team takes the extra effort to simplify and streamline complex processes in order to benefit the end user.

At Safe Drivers Worldwide LLC , Inc., each staff member makes the success of your organization their personal priority and commitment. When you engage with our staff, you'll find that our focus is on our customers. We strive to build relationships in which trust and success are ensured. Our feature development and product enhancements are a direct reflection of the value we place upon the wisdom of our clients..

At Safe Drivers World Wide, LLC., we strive to build long term and prosperous relationships with each of our clients. I look forward to a continued partnership with you, our valued client, as we support your efforts to improve the lives of those whom you serve.

Sincerely,

Roy Tijerina
CEO Safe Drivers
Worldwide LLC.

ABLE OF CONTENTS

Privacy&Security	1
Enrolling Your App to Your Campus	2
Creating User Profile	2
Primary Screen	3
Additional Information	3
Filter Reports.....	4
Emergency Alerts.....	4
Chat Messaging	5
Logout / Force-Stop.....	5

Introduction

Training Manual

This Introductory Training Manual is designed with the new user in mind. It is intended to teach the fundamental aspects of The Texas Guardians School App Edition. This Training Manual contains instructions on all key elements of the Teachers Edition.

Download App from the play store
Search App with “The Texas Guardians School App”

1. GETTING STARTED

Privacy & Security

The Texas Guardians School App Edition requires users to create a username and password. Your username and password must be created by you. Please take this time to think of your new password. It must meet the following criteria:

- 6-9 characters in total length
- Can contain your first or last name

Simple Passwords are recommended for faster reporting during an emergency. Same Password on your device is also accepted.

Do not share your account

You, as the user, are solely responsible for what happens under your account.
Do not share.

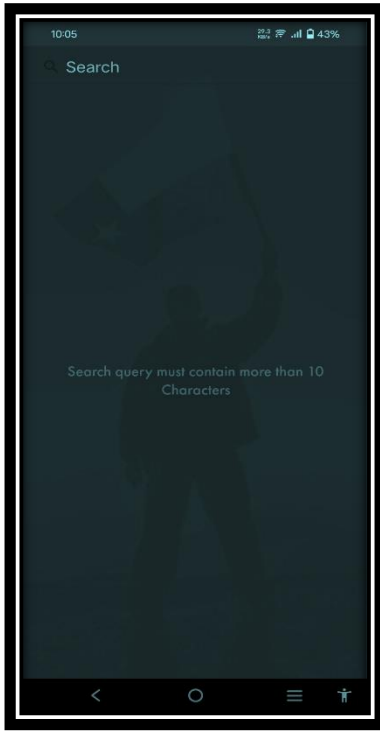
Supported Devices

The following Smart Devices are supported:

- **Android version 10.0+**
- **iPhone, iOS version 13+**

The Texas Guardians School App Edition takes advantage of the latest in web technologies. For both security and compatibility, it is extremely urgent that your local IT Staff ensure all workstations are outfitted with the latest version of the internet access in your facility.

Enrolling Your App to Your Campus



Search your campus and please choose the one that pertains to you.

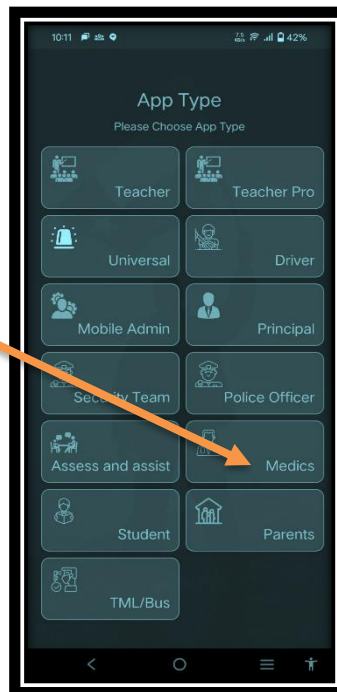
Creating User Profile

Choose your Title

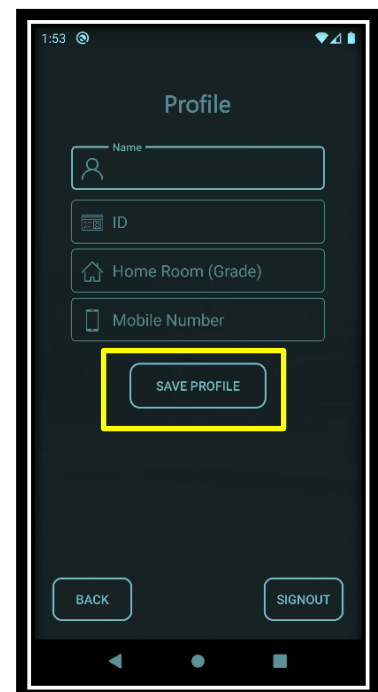
“Medics”

Create your Profile and save

Note: After save your profile, your account request will send to the Campus admin. When your account will be verified & approved by admin, then you will able to use all the features of App.

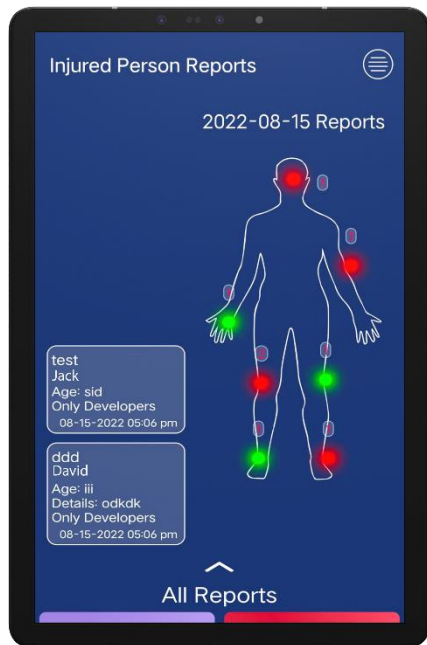


Step: 1



Step: 2

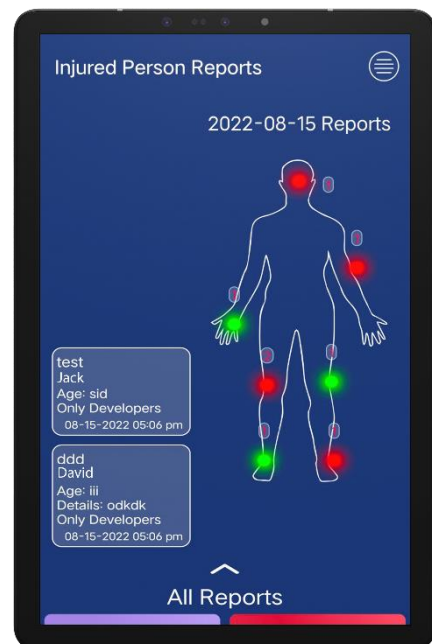
Primary Screen



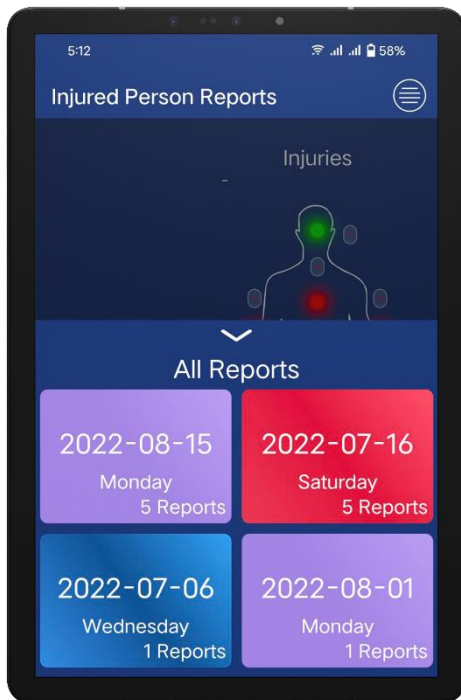
On the main screen, All the medic report will be shows. The Red & Green icon shows about the total injuries.

Additional Information

For complete information of the report, Just tap on the Report, the details will be visible on the screen along with the injuries spots..



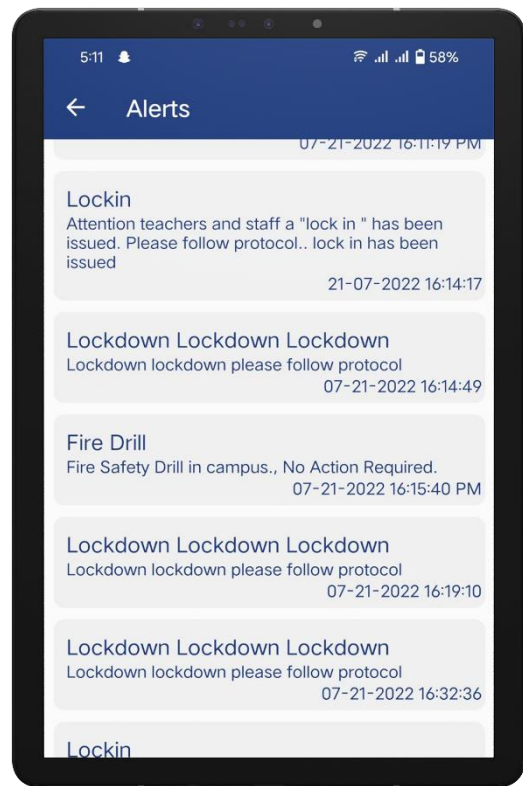
Filter Reports



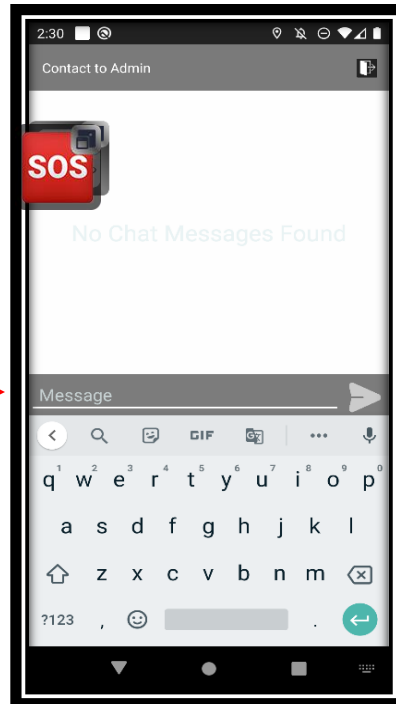
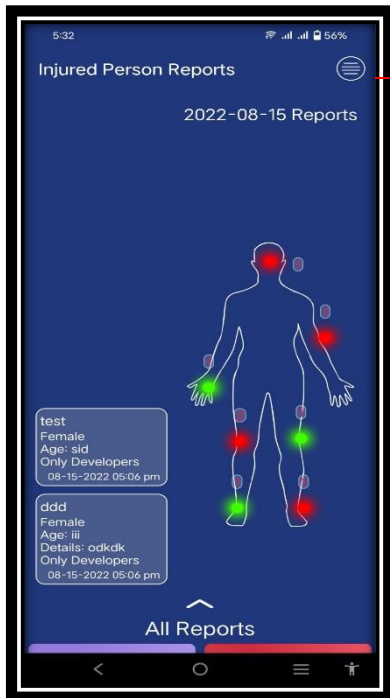
*Swipe up from bottom to up,
the filter option will be shows.*

Emergency Alerts

*View alerts from the menu
option. All the Alert History will
be kept save in the App.*




Chat Messaging



*Chat with Admin directly from
the App.*

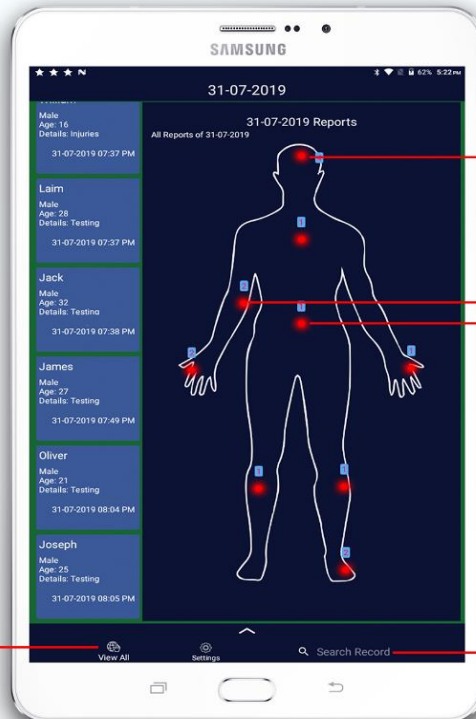
Logout / Force-Stop

*To logout from the App, go to
App Setting, find Profile, and
press the logout button.
your device.*



TEXAS GUARDIANS APP

For EMS Admin



Injuries Spot

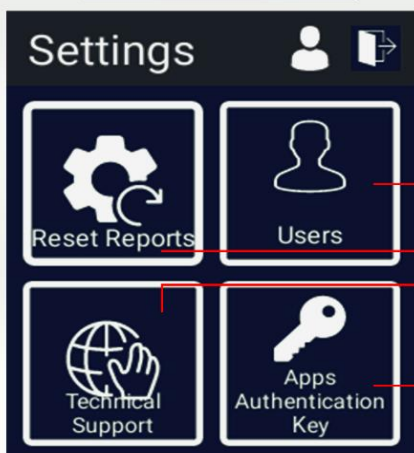
Search Record

EMS Admin can search any report from the report record list

View All

EMS Admin can check all users live location

SETTINGS



Users list

EMS Admin can check all users list and block any user

Reset Reports

EMS Admin can clear all Reports

Technical Support

The Texas Guardians Technical Support Center.

Apps Authentication Key

EMS Admin can change authentication keys of any app

www.thetexasguardians.com